



Accessories Datasheet

premier & acculase modulatable/ machine vision lyte-mv/dragonfly green/
imatronic/laserlyte/laserlyte-flex/guideline/hawkeye detector/
firefly green/firefly green mini/thread mountable cameo/15mm blue/
survelase/survelase maxi/beta tx/bluelyte/varilite lc/dca/microblock/
accessories/projection lenses/energy efficient/customised solutions.

Mounting Options.



Heavy Duty Mounting Clamps

The heavy duty mounting clamp allows the wide range of our 11 to 19 mm diameter lasers to be adjusted and securely fixed at any required direction or angle. The base plate has a series of threaded holes which allows the clamp to be fixed directly onto a machine or workbench. Two versions are available, one to fit the smaller range of lasers 14-15 mm and one for the larger range of lasers 17-19 mm.



Magnetic Base

The magnetic base is an accessory which allows the heavy duty mounting clamp to be magnetically attached to a ferrous surface, negating the need for any mounting holes.



MK1 Mounting Kit

The MK1 mounting clamp fits the smaller lighter laser products with diameters of 11-14 mm. It rotates on a ball joint allowing 360° rotation and 180° tilt.



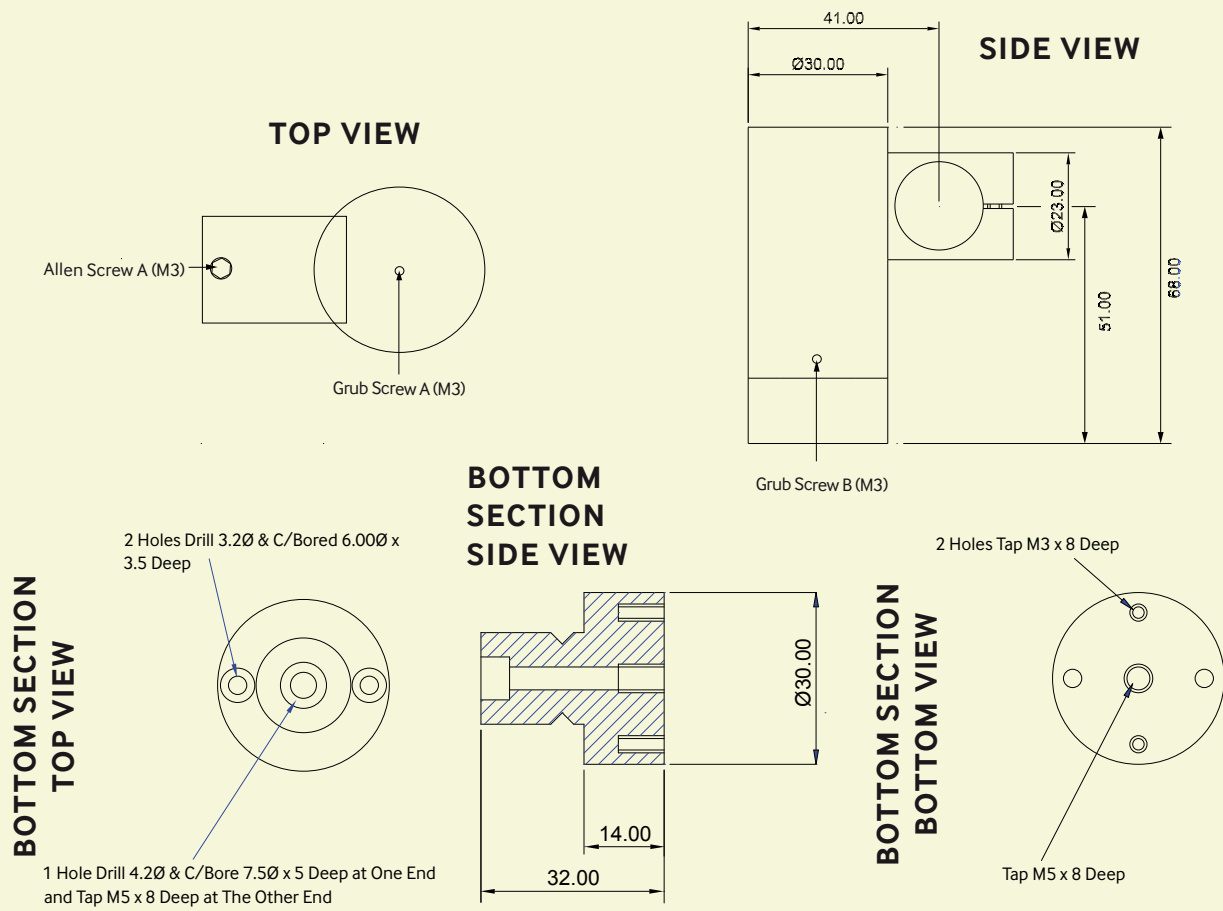
Swivel Mount

The swivel mount is available for 15 mm diameter lasers. It provides the user with up and down tilt movement as well as $\pm 45^\circ$ swivel. The base plate has a series of holes which allows the clamp to be fixed directly onto a machine or workbench.

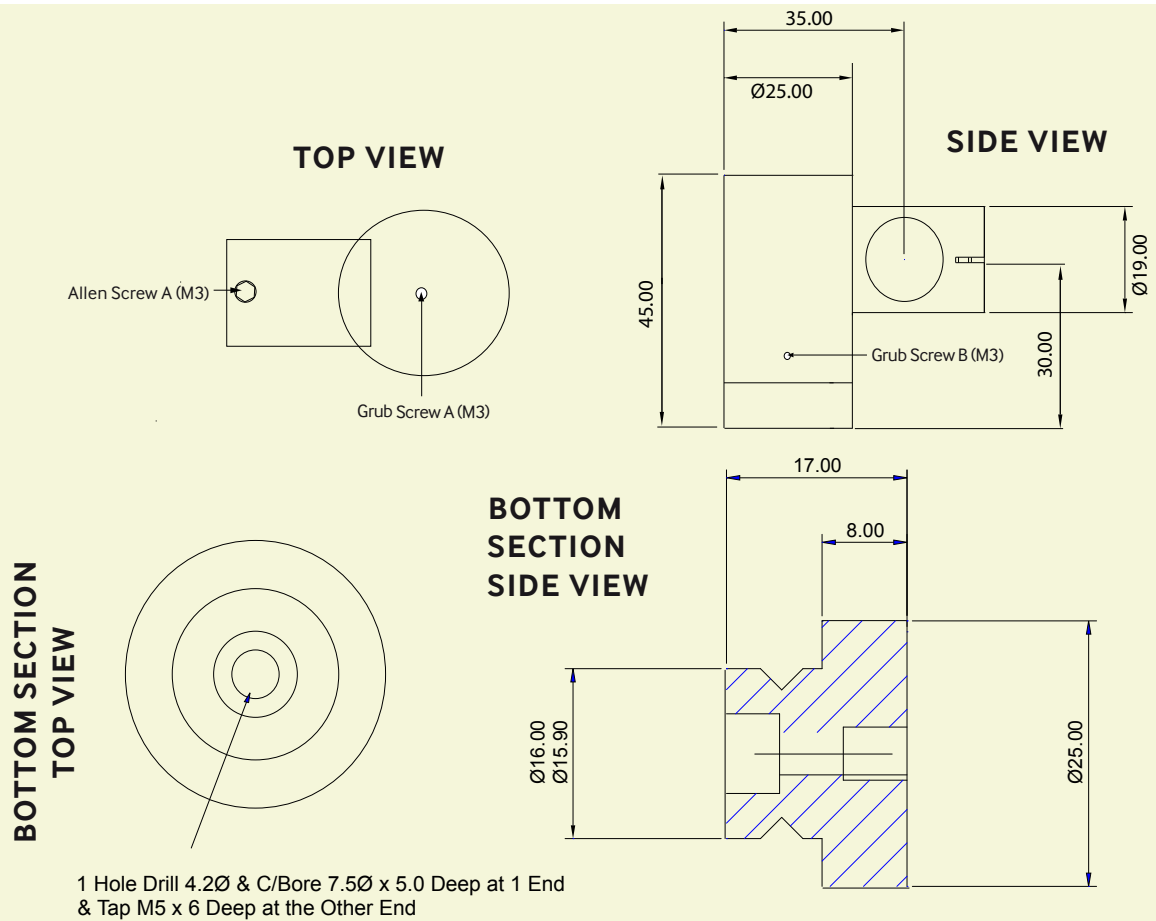
Mounts Overview.

SURVELASE (15MM Ø)			●					●
BETA TX (15MM Ø)			●					●
HAWKEYE (15MM Ø)			●					●
LCG115 (11MM Ø)	●					●		
LLM115 (11MM Ø)	●					●		
LDM115 (11MM Ø)	●					●		
DRAGONFLY (17MM Ø)				●				
FIREFLY (17MM Ø)				●				
GUIDELINE (19MM Ø)					●			
LASERLYTE-FLEX (11MM Ø)	●					●		
GREENLYTE (17MM Ø)				●				
LASERLYTE (14MM Ø)		●					●	
GREEN-MV-EXCEL (19MM Ø)					●			
LYTE-MV-EXCEL (19MM Ø)					●			
LYTE MV (19MM Ø)					●			
ACCULASE (15MM Ø)			●					●
PREMIER (15MM Ø)			●					●
	Small Mounting Clamp (11mm Ø) (1240-01-000)	Small Mounting Clamp (14mm Ø) (1240-02-000)	Small Mounting Clamp (15mm Ø) (1240-00-000)	Large Mounting Clamp (17mm Ø) (1230-00-000)	Large Mounting Clamp (19mm Ø) (1230-01-000)	MK1 Mounting Clamp (11mm Ø) (5000-50-000)	MK1 Mounting Clamp (14mm Ø) (5000-26-000)	Swivel Mount (15mm Ø) (1200-00-000)

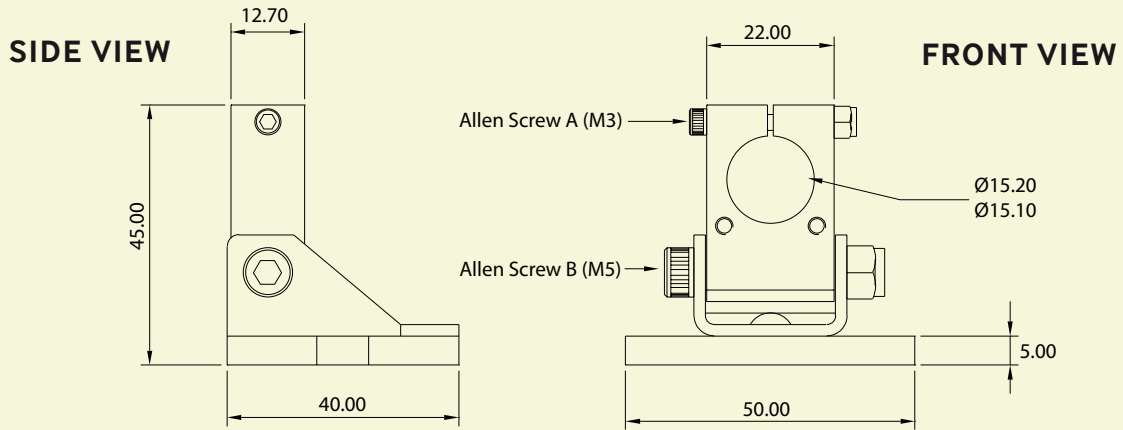
Large Mounting Clamp



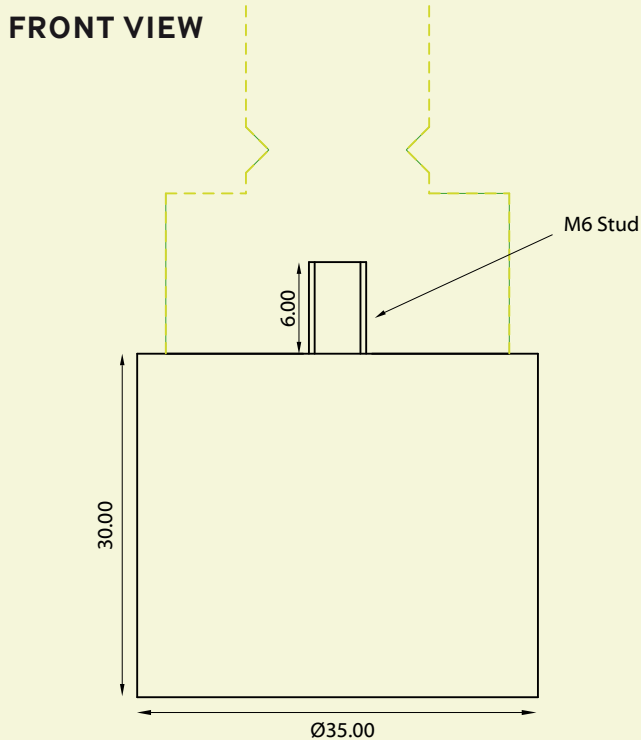
Small Mounting Clamp



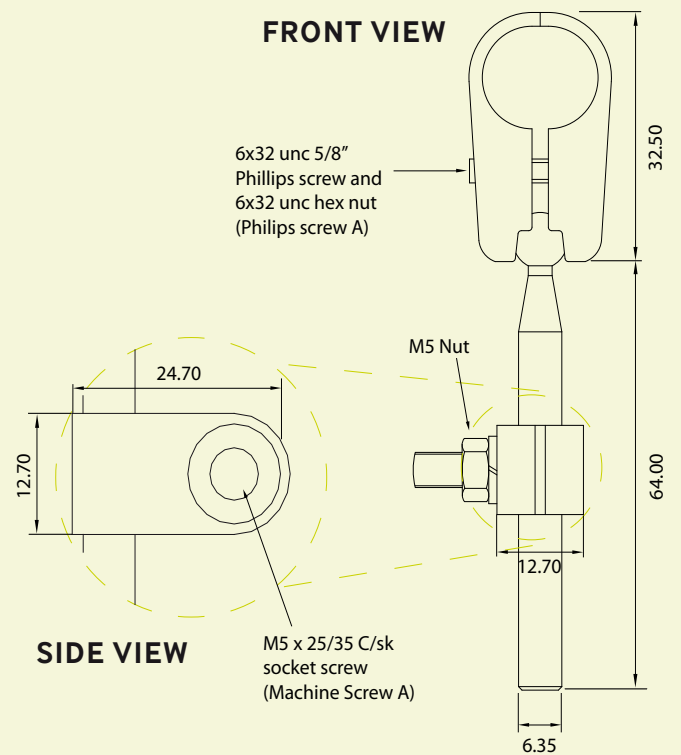
Swivel Mount



Magnetic Base



MK1 Mounting Clamp



Drawings Not To Scale

Mounting Brackets.



B12

30cm/12" metal mounting bracket with M5 holes at regular intervals.



B6

15cm/6" metal mounting bracket with M5 holes at regular intervals.



B4

10cm/4" metal mounting bracket with M5 holes at regular intervals.

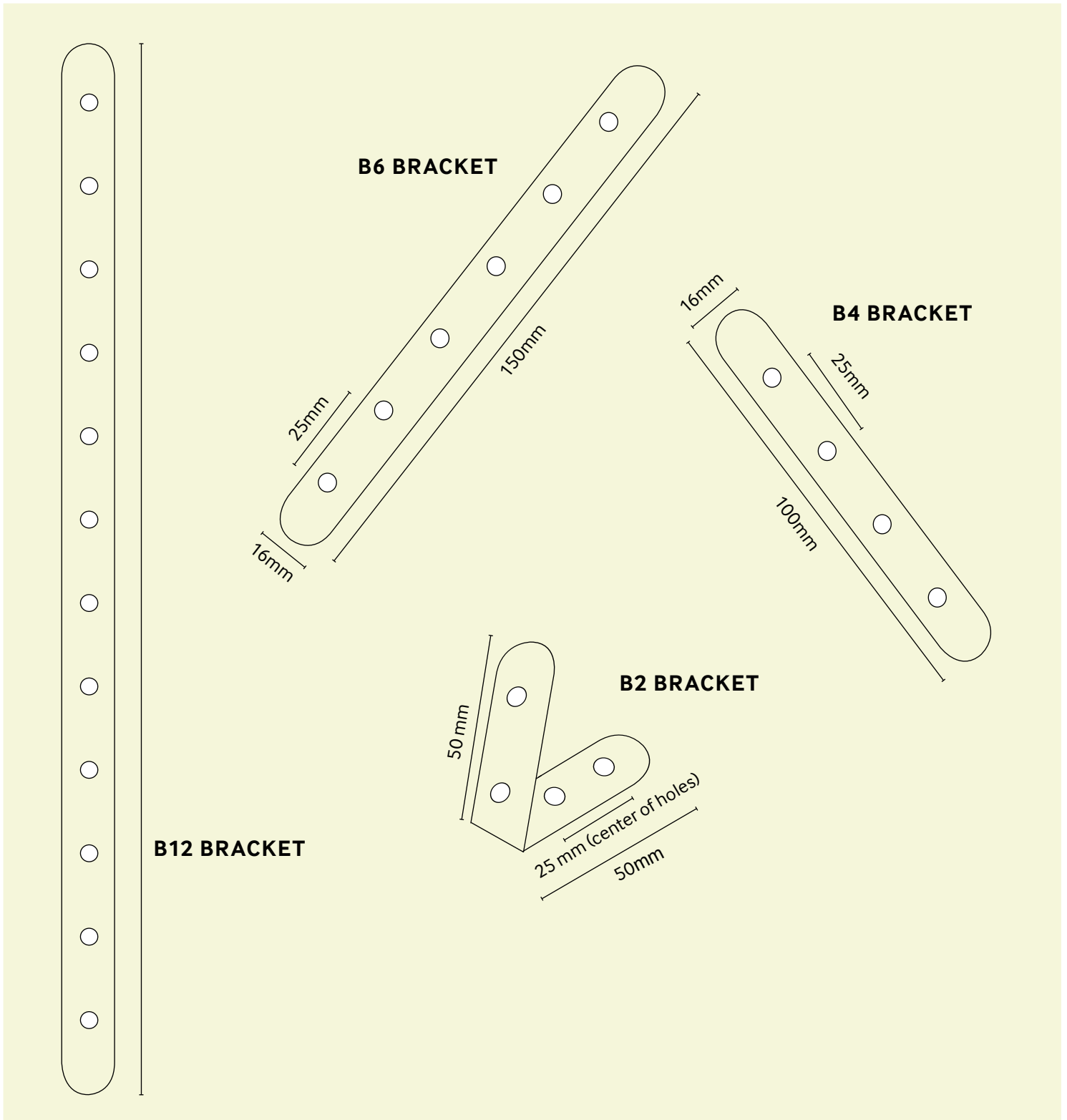


B2

Right angles 10cm/4" metal mounting bracket with M5 holes at regular intervals.

Mechanical Drawings.





Mounting Brackets



Drawings Not To Scale

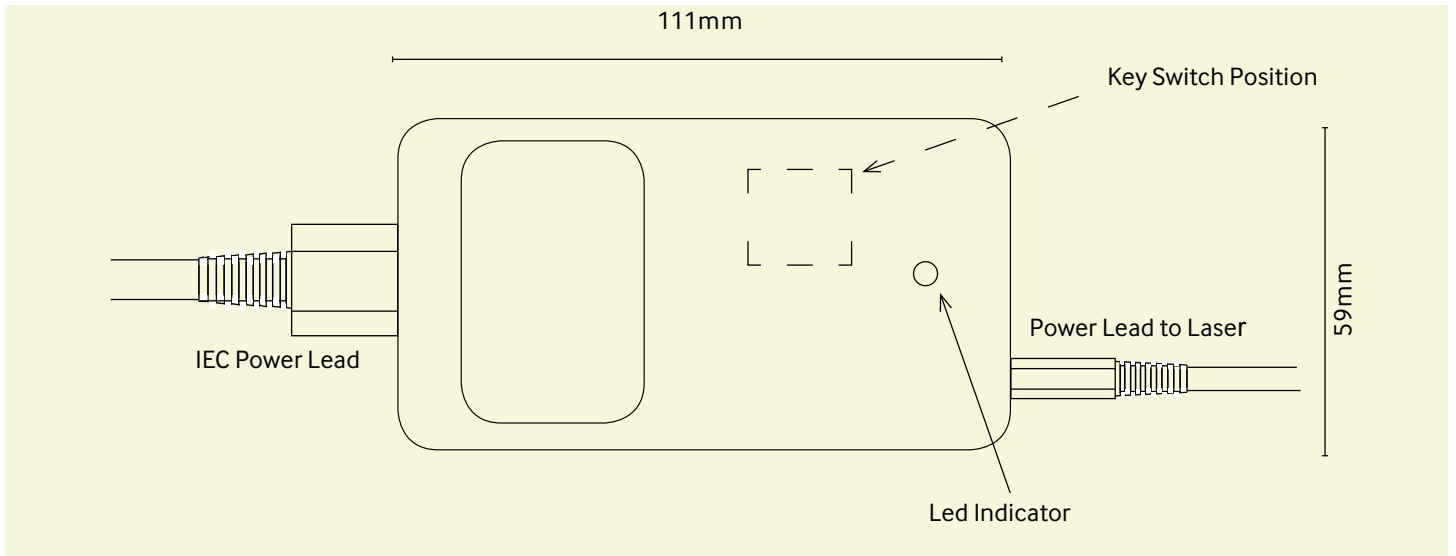
Mains Power Adaptors.

A range of mains power supplies are available for powering our lasers (for compatibility see table below). The PS-1 & PS-4 range run on 110-240Vac input via an IEC mains lead (supplied) and has the benefit of a power on LED indicator. An optional key switch allows the power supply output to be switched on/off at the power supply. The PS-1 has one output to power one laser and the PS-4 has four outlets to power four lasers. The 12/24 V dc power adaptor allows the laser to be powered from a 11-32 V dc power source, an output LED is also fitted as standard. All our power supplies are CE marked. A wide range of cables to connect the laser module to the power supplies are also available, please see the product datasheet for more detail. You can also contact Global Laser or your local representative.

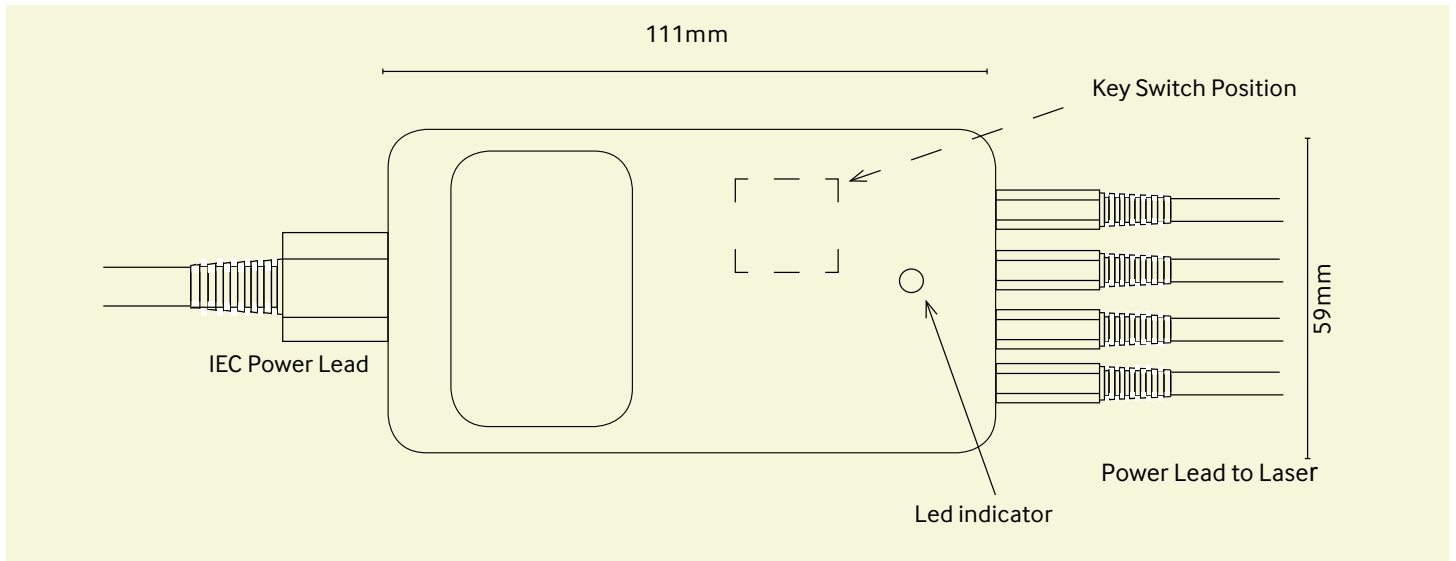
MODEL	DESCRIPTION	INPUT	OUTPUT	LED INDICATOR	OPTIONAL KEY SWITCH	COMPATIBLE WITH
	PS-1 Power Supply (Powers one laser)	110/240 Vac 50/60 Hz Via IEC connector with IEC Mains lead (UK, European or USA)	3.5 Vdc 0.5 Amp Female DC Jack	Yes	Yes	Greenlyte/Laserlyte/Lasertlyte-Flex/LDL175
	PS-1 Power Supply (Powers one laser)	110/240 Vac 50/60 Hz Via IEC connector with IEC Mains lead (UK, European or USA)	5.0 Vdc 0.5 Amp Female DC Jack	Yes	Yes	Firefly/Lyte-MV/Lyte-MV-Excel/Greenlyte-MV-Excel/Guideline
	PS-4 Power Supply (Powers four lasers)	110/240 Vac 50/60 Hz Via IEC connector with IEC Mains lead (UK, European or USA)	3.5 Vdc 0.5 Amp Female DC Jack	Yes	Yes	Laserlyte/Laserlyte-Flex
	12/24 Vdc Power Supply (Powers one laser)	11 to 32 Vdc Via flying lead	5.0 Vdc 1.0 Amp Female DC Jack	Yes	No	Greenlyte/Laserlyte/Laserlyte-Flex/Firefly/Lyte-MV/Lyte-MV-Excel/Greenlyte-MV-Excel/Guideline

Mechanical Drawings.

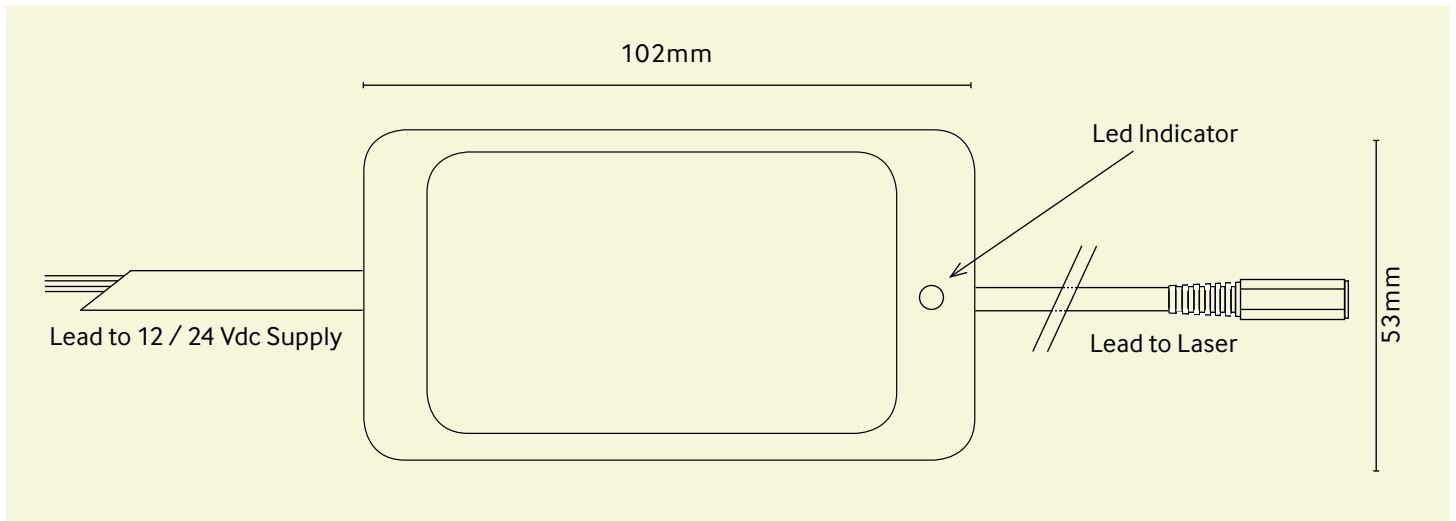
PS-1 + PS-1 Key Switch Versions



PS-4



12/24 Vdc



Drawings Not To Scale

Notes.

Please note: Global Laser reserve the right to change descriptions and specifications without notice.

For further information about any of our products please contact your local distributor or you can contact Global Laser in the UK.

Your Local Distributor Is:



T: +44 (0)1495 212213
F: +44 (0)1495 214004
E: sales@globalasertech.com
www.globalasertech.com

Global Laser Ltd, Cwmtillery Industrial Estate
Abertillery, Gwent NP13 1LZ UK